

Overview

InstaVerb Spanish is designed to provide instant access to thousands of Spanish verb conjugations, making it a valuable tool for Spanish students of all levels.

Features

- Conjugates and defines over 1,200 Spanish verbs.
- Fully conjugates verbs in sixteen tenses.
- Search by conjugation.
- Sampled audio lets you hear some verbs spoken by a native speaker.
- Highly compressed database saves memory on your device.
- Support for Sony Jog Dial™ and High Resolution displays.
- Free product upgrades!
- Free verb list updates at <http://www.InstaVerb.com>

System Requirements

- Device running Palm OS version 3.5 or greater.
- Audio support available for Palm OS 5 devices with Sound Streaming features and Sony devices utilizing the Pa1Lib shared library.

Installation

Using the installation tool of your choice, copy files **InstaVerbSp.prc** and **IVES-VerbList.pdb** from the InstaVerb archive to your device. If you wish to use the audio features available in InstaVerb Spanish, copy the appropriate sound database either to your device's main memory or to the "/PALM/Launcher" directory on your expansion card.

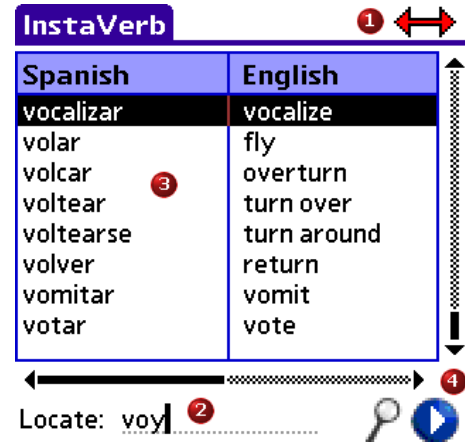
Device	Sound File
Palm OS 5 w/ Sound Streaming	IVES-Sounds-OS5.pdb
All Sony devices with Pa1Lib shared library.	IVES-Sounds-SonyLib.pdb

User Interface

Verb List

Scenario 1 – Verb Locate

1. Click the double arrow icon to change the column order. The first column will be used when locating verbs.
2. Start typing a verb in the *Locate* field to quickly find it in the list.
3. Select the verb you want to conjugate.
4. Press the forward arrow to go to the conjugation screen.



Scenario 2 – Conjugation Search

1. Type in the conjugation you wish to search for.
2. Press the magnifying glass icon to begin searching.
3. When a match is found, you will be shown the matching verb / tense and have the option to see the conjugation, continue searching, or cancel.



Keep in mind that searches can be time consuming.

Conjugation

1. Document Navigation:

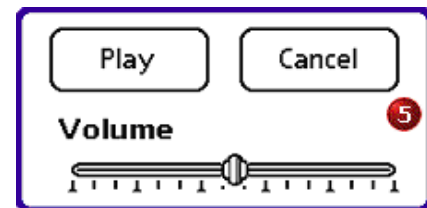
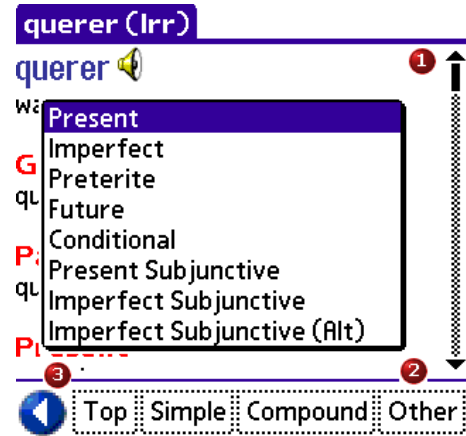
- Scrollbars – Move to any position in the document.
- Page up / down – Move to next / previous verb tense.
- Sony Jog Dial™ – Move to next / previous verb tense.

2. Action Buttons:

- Top – Move to the top of the document.
- Simple – Select and move to one of the eight simple tenses.
- Compound – Select and move to one of the eight compound tenses.
- Other – Select and move to other parts of the document.

- Press the back arrow or back button on your Sony device to return to the verb list.

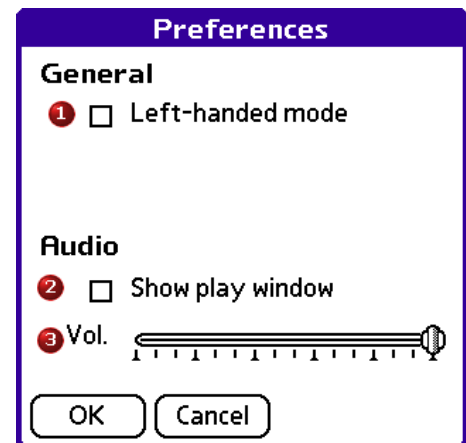
- When a verb has a corresponding audio clip, a speaker icon will be visible to its right. Clicking on the icon will either play the clip or bring up the play window (5), depending on your preferences.



Preferences

Open the Preferences screen by selecting *Preferences* from the *Options* menu.

- When left-handed mode is selected, scroll bars appear on the left-hand side of the screen.
- When the *Show play window* option is selected, an audio control window will appear before playing a clip, allowing you to adjust the volume and more easily play a clip repeatedly. If this option is not selected, audio clips will be played at the current volume level as soon as the waveform icon is pressed.
- Adjust the volume of audio clips by moving the slider.



Note: Audio options will appear regardless of your device type. However, not all devices are capable of reproducing sampled audio.

Updates

All application, verb list, and audio clip updates are free to registered users. Be sure to check the InstaVerb web site periodically. Downloading some files may require that you enter your Palm ID and registration code. **Your registration code can be found on the *About* menu.**

Beaming

You can beam a demo version of InstaVerb Spanish to another device by selecting ***Beam Application*** from the *Options* menu. After beaming the application, select ***Beam Verb List*** from the *Options* menu to transmit the verb list.

Registration

The demonstration version of InstaVerb Spanish is fully functional and may be run 30 times before it must be registered. If you are satisfied with the product, we encourage you to register your copy.

To register, visit our web site at <http://www.InstaVerb.com> and follow the instructions to obtain a registration code. Enter your code into the application by selecting ***Register*** from the ***About*** menu.

Limitations

Not all verbs should necessarily be conjugated in all tenses. The verb “nevar” (to snow), for example, only exists in the third person singular form. InstaVerb Spanish does not currently denote which verb forms do not normally exist.